




SACRED HEART EXPRESSIVE ARTS AND DESIGN KNOWLEDGE ORGANISER

YEAR GROUP: Foundation Stage	TERM: Pentecost 1
AREA OF LEARNING -EXPRESSIVE ARTS AND DESIGN	BY THE END OF THIS TERM YOUR CHILD WILL BE ABLE TO....
<p>Safely use and explore a variety of materials, tools, and techniques.</p> <p>Share their creations, explaining the process they have used.</p>	<ul style="list-style-type: none"> Recognise what a fruit is Understand where fruits grow Recognise what makes a healthy meal Cut fruit safely Design, make and evaluate a fruit salad.
COVERAGE	
<p>This half term we will be learning about fruits and how these help us create a healthy meal. We will be learning about where fruits grow and then designing, making and evaluating our own fruit salads. We will also be learning how to use a knife safely to cut.</p>	
KEY VOCABULARY	KEY QUESTIONS YOUR CHILD SHOULD BE ABLE TO ANSWER BY THE END OF THE UNIT
<ul style="list-style-type: none"> Design – a plan of what you are going to make. Evaluate- to talk about what you have made Fruit – food that contains seeds and can be eaten 	<ul style="list-style-type: none"> Can I recognise fruits? Can I understand where fruits grow? Can I recognise what makes a healthy meal? Can I evaluate a fruit salad?
KEY IMAGES ABOUT TOPIC	
  	
BOOKS TO SUPPORT TOPIC	
