



WELCOME TO YEAR 4

Live, Learn, Love

A PRAYER



Father of all mercies,
We ask that you bless all pupils with Your infinite and
loving mercy, granting them the strength to learn,
concentrate, and act in love towards everyone in our
community.

We also ask that You watch over them, at home and at
school and give them proper direction so that they may
learn of Your wonderful virtues.

We ask this in the name of Your Son, Jesus Christ.

Amen

Live, Learn, Love

STAFF



- Miss Holmes
- Mrs Hall (TA Monday-Thursday)
- Mrs Genco-Billington (TA Friday)
- Mrs Thorpe (Tuesday am)
- Mr Morley (PE)
- Mr Giles (Music teacher – Strings)

Live, Learn, Love

SCHOOL UNIFORM

Girls: Grey dress or pinafore, white polo shirt, school jumper or cardigan. White socks or grey tights and black shoes.

Boys: Grey trousers, white polo shirt, school jumper. Grey or black socks and black shoes.

- In Trinity Term, girls may wear a red summer dress but this is not to be worn with tights. Boys may also wear shorts in this term.
- The only caps that can be worn in school are school caps.
- Hair that is shoulder length or below should be tied up for school.

Live, Learn, Love

PE UNIFORM

Indoor Uniform	Outdoor Uniform
Red shorts White, round neck t-shirt Plimsolls / Trainers	Grey jogging bottoms White, round neck t-shirt Grey hoodie with school logo

Children should not wear any jewellery when taking part in PE – this includes earrings.

Children who do not have the correct kit will be unable to participate fully in the lesson.

HOMework

- Homework is one of our key policies.
- Children are expected to read for approximately 20 mins at home and work on learning their spellings daily. Also, children will receive Maths homework that consolidates work done in class. Other areas that children may receive work include grammar, RE and topic related work. Each half term, a longer homework project will be set. The children will be given a completion date and will then share their work in class.
- Additionally, children are also expected to practise their musical instrument for at least 10 minutes per day.
- All homework will be clearly marked with the date it is due. All children are expected to hand their homework in on time.
- IXL, Timestables Rockstars and Purple Mash are also tools to use to help children.

Live, Learn, Love

COMMUNICATION



WE ARE A TEAM!

Appointments can be made to see me via the School Office – do speak to me with any concerns.

- Consultation Evenings – October & February (format yet to be decided)
- Written Reports – June

As a school, we use Class Dojo to regularly update you about what is going on in school and in our class. A weekly newsletter will be sent every Friday too.

Please respect our hours of work and do not automatically expect us to have read an email sent during our 'out of office' hours or even during the school day – sometimes we're just too busy teaching!

Live, Learn, Love



ASSESSMENT








- On-going teacher assessment.
- Regular times table tests and weekly spellings.
- Half termly monitoring with intervention for those who are not making as rapid progress as we would like or meeting Year 4 expectations.

Live, Learn, Love


ENGLISH



- ❖ Linked to books with high engagement
- ❖ Exploring different genres
- ❖ Reading
- ❖ Spelling
- ❖ Grammar and Punctuation
- ❖ Library and home reading



Live, Learn, Love



MATHS

- The School's calculation policy is available in the policy section of the school website. It contains year group expectations, model working and mathematical terminology. By end of Year 4, all pupils are expected to be able to:

Recall and use multiplication and division facts for multiplication tables up to 12x12. Supporting your children, at home, to achieve this is highly beneficial.

IF YOUR CHILD DOES NOT KNOW THEIR TIMES TABLES PLEASE HELP THEM TO LEARN THEM AS SOON AS POSSIBLE. THIS IS A PRIORITY.

Live, Learn, Love

RE



- Come and See scheme.
- Children need to make links between the stories and Christian way of living.
- Children need to be able to quote a variety of Bible verses, be able to find text and reference the Bible and understand why Christians feel compelled to the act the way they do.

Live, Learn, Love

MUSIC

- Mr Giles is the string teacher.
- Music lessons are on Wednesday afternoons. The children should bring their instruments on Wednesday and bring them home at the end of the day.
- Mr Giles will start out with percussion instruments whilst he waits for more violins to be delivered to him – due to tuning restrictions, Mr Giles has said that all children will learn the violin.

Live, Learn, Love

KNOWLEDGE ORGANISERS

- Created knowledge organisers for History, Geography, Science and RE.
- These detail key vocabulary and important facts that the children will learn and know by the end of the topic.
- They should provide you and the children with a better understanding of the topics, allow for pre-learning and make suggestions on how to find out more.
- They can be found on our school website –

<https://www.sacredheart.leics.sch.uk/curriculum/curriculum-2/>

Year 3 and 4 Knowledge Organiser - Romans

KEY VOCABULARY

Rome – the capital of Italy on the Tiber; ancient capital of the Roman Empire
 Empire – A group of different countries with one leader
 Emperor – The ruler (person in charge of an empire)
 Temple – a building devoted to the worship of a god or goddess
 Bath – a building containing rooms designed for bathing, relaxing and socialising
 Conflict – A disagreement about something important
 Invasion – One country attacking another to take it over
 Conquer – To get or gain by force: win by fighting

Recommended Reading:

European Country – Capital – Flag

England	Belgium	France	Spain	Germany	Denmark	Poland
United Kingdom	Brussels	Paris	Madrid	Berlin	Copenhagen	Warsaw
Italy	Netherlands	Austria	Norway	Sweden	Finland	Portugal
Rome	Amsterdam	Vienna	Oslo	Stockholm	Helsinki	Lisbon

Year 3 and 4 Knowledge Organiser - Romans

TRISC The building of Stonehenge.

SUBIC Stone becomes a symbol of strength and justice.

BOBIC Rome conquers northern Britain, they call it power games.

LOBIC Rome conquers Gaul and Spain.

AD1 Jesus is born.

AD48 The Romans conquer Britain.

AD49 British rebels against the Romans.

AD43 43 - Before Christ. A way of dating years before the birth of Jesus.

AD43 The building of Hadrian's wall begins.

AD43 Rome is attacked by the Picts.

AD43 20 Roman Emperors get assassinated.

AD43 Roman rule in Britain comes to an end.

AD43 Hadrian orders Rome and the Roman Empire.

AD43 AD - Anno Domini 'In the year of our Lord'. A way of dating years after the birth of Jesus.

There were no roads in Britain before the Romans. They built around 10,000 miles of roads.

The Romans are one of the world's most important ancient civilisations. The arrival of the Romans in Britain dramatically changed the way people lived, and their impact can still be seen today.

Hadrian's Wall
 The Celts and Britons fought battles against the Romans who tried to take their land. The Romans wanted a way to separate their land from the Picts so the Roman emperor, Hadrian, ordered a wall to be built to protect the Roman's land. The wall was 11 miles long with ditches, guarded towers, major forts, barracks, watchtowers and even hospitals.

Roman baths – Bath, England

RSE

How we live in love.

The wonder of God's love in creating new life. Children develop, in an appropriate way for their age an understanding of sexuality and grow further in their appreciation of their dignity and worth as children of God.

- Will be taught after half term.

It may mean that your child comes home and asks questions. Whilst we will try to answer as many questions as we can in school there will be a point at which we will refer them to you to ask.

Live, Learn, Love

YEAR 4 ACTIVITIES - RSE

- Know that God has made us different from one another;
- Know that God loves us in our differences;
- Identify the male and female reproductive organs;
- How a child grows within the mother's womb.

Man, woman, boy or girl...

We are each unique...

*...we accept ourselves
and each other.*

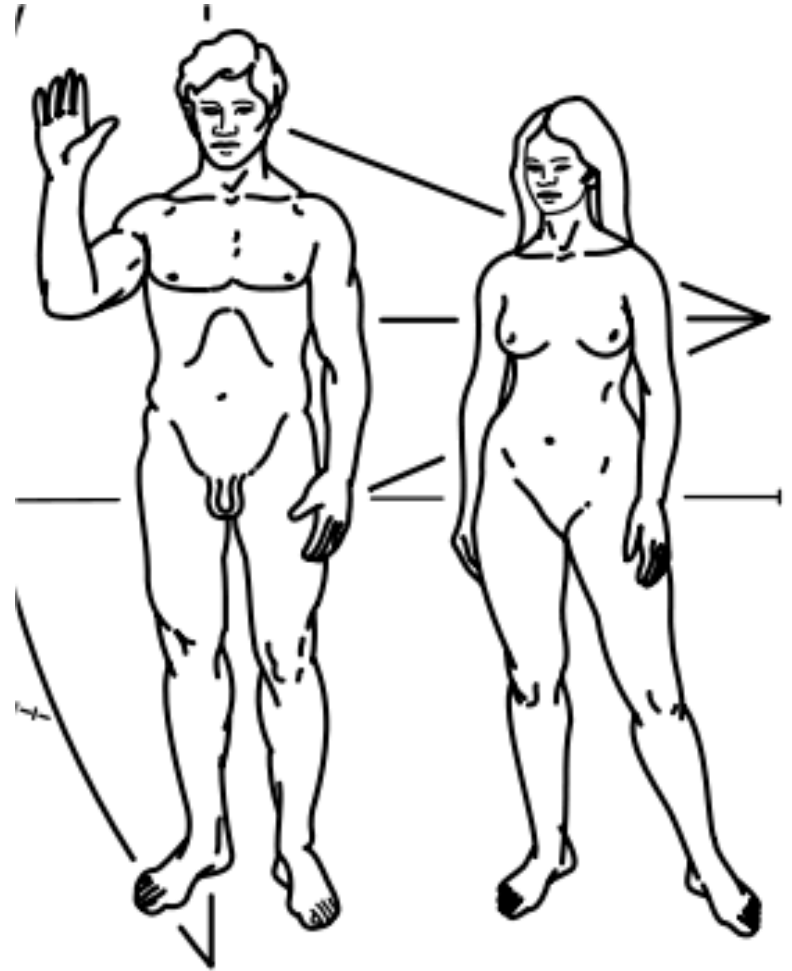


7 A Journey in Love - Year 4



Men and women are different

What are the differences?



KEY WORDS

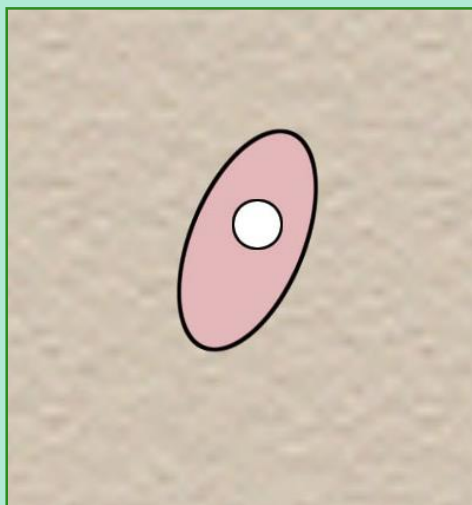
God,
Gifts,
Talents,
Difference,
Development,
Change,
Male and female body parts
(penis, vagina, breasts),

Conflict,
Appreciate,
Celebrate,
Achievement,
Sensitivity,
Respect.

Development of a baby in the womb

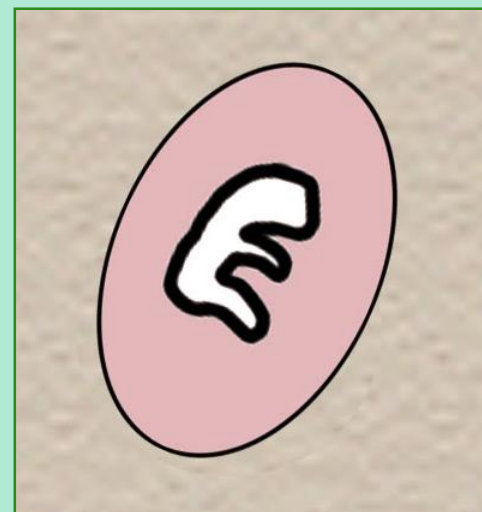
Conception

The baby is just large enough to see.
He/she is about half the size of a full stop.



4 weeks

His/her heart is formed and he/she has small leg and arm buds.



8 weeks

The baby's eyes and ears are developing and legs show knees and ankles; toes are joined together.



12 weeks

All the important parts are formed and nails begin to grow.



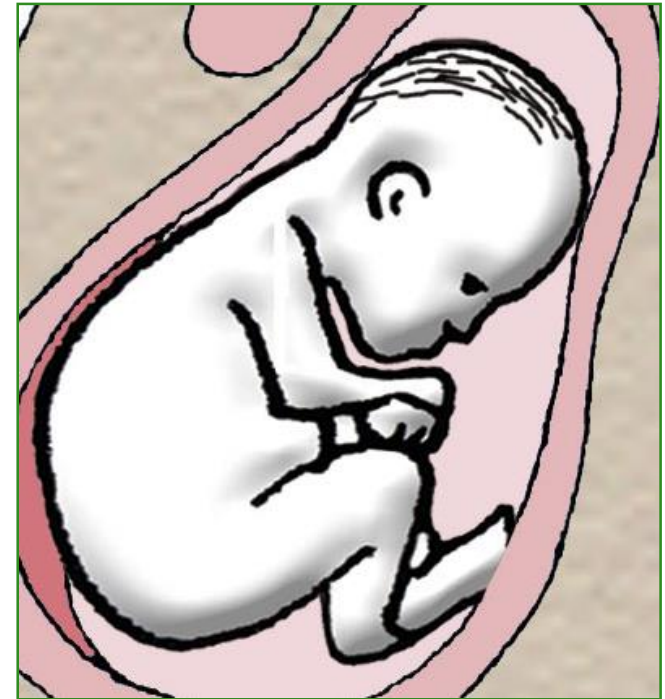
16 weeks

*Some bones are hardening.
The mother can feel movements
and the baby can suck his/her
thumb.*



20 weeks

*The baby is now 25-27 cm long.
His/her fingernails and toenails
are fully grown.*



*For the wonder of me,
thank you Lord.
For the uniqueness of us all,
we thank you Lord.
For the wonder of your
love in creating us,
we thank you Lord.
Amen.*





READING VOLUNTEERS – NOT HAPPENING YET BUT HOPEFULLY IN THE NEAR FUTURE



We would like to provide more opportunities for the children to read to an adult.

Any help from parents, grandparents etc. would be much appreciated. Thank you to Finley's grandma and Fran for last year's efforts – the children loved reading to you and answering your questions.

No qualifications needed. Just share a book with a child like you would hear your own child read at home.

Small blocks of time rather than the full day work best. Just an hour before school pick up would really make a difference.

It may not be in your child's class.

There will be a list where you can sign up, letting us know available times tonight or you can volunteer at the school office.

Live, Learn, Love



E-SAFETY

The image shows a Prezi presentation slide titled "E-safety Awareness for Parents" with a subtitle "(Primary 2019-20)". The central focus is a blue-bordered box containing the text "E-safety Awareness for Parents" and "(Primary 2019-20)". To the right of this box is a smaller blue-bordered box with the text "Talk, Talk, Talk" and a speech bubble icon. Below the central box is a silhouette of a person with their hand raised, pointing towards the central text. The slide is surrounded by various smaller images and text boxes, including social media icons (Facebook, YouTube, Instagram, Twitter, LinkedIn), a "What's new in this" section, and several informational text boxes. The overall layout is a Prezi-style zoomable presentation.

https://prezi.com/zkiu4f5z-dh1/primary-esafety-parents-awareness/?utm_campaign=share&utm_medium=copy

“THANK YOU AND
AS ALWAYS, IF YOU
HAVE ANY
QUESTIONS,
CONTACT ME VIA
DOJO.”