



WELCOME TO YEAR 3

*Live, Learn, Love*

# A PRAYER



Father of all mercies,  
We ask that you bless all pupils with Your infinite and loving mercy, granting them the strength to learn, concentrate, and act in love towards everyone in our community.

We also ask that You watch over them, at home and at school and give them proper direction so that they may learn of Your wonderful virtues.

We ask this in the name of Your Son, Jesus Christ.

Amen

*Live, Learn, Love*

# STAFF



- Mrs Edwards
- Dr Remedios
- Mrs Thorpe
- Mr Morley
- Miss Fairbrother

*Live, Learn, Love*

# THE GOAL: A FIRM FOUNDATION TO BEGIN KEY STAGE 2



## **What have we done to prepare for teaching your children?**

Prepared Y3 curriculum

Handover from Mrs Rutledge

Setting up a classroom conducive to independent, collaborative, thoughtful learning.

## **What do we want for your children?**

An enjoyable, happy year filled with good memories.

For all children to have achieved their personal best with as many children as possible achieving the expected standard for Year 3.

*Live, Learn, Love*

# ASSESSMENT



- On-going teacher assessments
- Weekly Spelling Tests on Thursdays
- Termly Monitoring with intervention as required.
  
- *Please ensure that you have the parent information leaflets about the curriculum*
- *Visit the school website to get these*
- <https://www.sacredheart.leics.sch.uk/curriculum/curriculum-2/>

*Live, Learn, Love*

# COMMUNICATION








- WE ARE A TEAM!
- Appointments can be made to see me via the School Office – do speak to me with any concerns.
- Written Reports – December & June
- Parent Evenings – October & February (format for these is yet to be agreed but likely to be remote.)
- *As a school, we will be using Class Dojo to regularly update you about what is going on in school.*
- *Please respect our hours of work and do not automatically expect us to have read an email sent during our 'out of office' hours or even during the school day – sometimes we're just too busy teaching!*

*Live, Learn, Love*





# ENGLISH

- ❖ Linked to books with high engagement
- ❖ Presentation
- ❖ Reading
- ❖ Spelling
- ❖ Grammar and Punctuation
- ❖ Writing



*Live, Learn, Love*



# READING VOLUNTEERS WHEN WE CAN!



We would like to provide more opportunities for the children to read to an adult.

Any help from parents, grandparents etc. would be much appreciated. No qualifications needed. Just share a book with a child as you would hear your own child read at home.

Small blocks of time rather than the full day work best. Just an hour before school pick up would really make a difference.

You may not be working in your child's class.

Please send me a message if you would like to help out or you can volunteer through the school office.

Please note in the current circumstances we are not able to invite you in; however, we hope the current restrictions will be soon lifted.



*Live, Learn, Love*





# MATHS

- I will be using a scheme from Focus Education as my guide which will help focus on personalised next steps.
- All year groups will be working towards key objectives which are shown on the thematic plan.
- Wherever possible, this will be linked to real life contexts.
- Children need to problem solve and be able to explain their thought process.
- There will also be a weekly mental arithmetic session which will focus on times tables throughout the year.

*Live, Learn, Love*

# YEAR 3 MATHS

The School's calculation policy is available in the policy section of the school website. It contains year group expectations, model working and mathematical terminology.

Times tables – by the end of Year 3, all pupils are expected to be able to:

- Recall and use multiplication and division facts for the 3, 4 and 8 multiplication tables.

Supporting your children, at home, to achieve this is highly beneficial.

# RE



- We will continue to use Come and See
- Children need to be able to **give reasons** as to why we do things and **make links** to the Bible such as the 10 Commandments.
- Therefore children need to be encouraged to ask questions about why we perform certain rituals and be given explanations that they understand. They also need to be able to list some of the Ten Commandments and the Beatitudes.

*Live, Learn, Love*

# RSE

How we live in love.

- To understand what makes a good friend.
- To know that God is our best friend.

*Live, Learn, Love*

# RSE

- Will be taught after half term.
- It may mean that your child comes home and asks questions. Whilst we will try to answer as many questions as we can in school there will be a point at which I will refer them to you to ask.
- Section 1 – Physical – who takes care of me and looking after myself as I change.
- Section 2 – Social – Making and keeping friends and taking care of others.
- Section 3 – Intellectual – The difference between being alone and lonely.
- Section 4 – Spiritual - Zaccheus

*Live, Learn, Love*



# HOMework

- Children are expected to read **daily** at home.
- Also, children will receive Maths and Spelling homework, which consolidates work done in class. Other areas that children may receive work in include RE and topic related work.

# SCHOOL UNIFORM

**Girls:** Grey dress or pinafore, white polo shirt, school jumper or cardigan. White socks or grey tights and black shoes.

**Boys:** Grey trousers, white polo shirt, school jumper. Grey or black socks and black shoes.

- In Trinity Term, girls may wear a red summer dress but this is not to be worn with tights. Boys may also wear shorts in this term.
- The only caps that can be worn in school are school caps.
- Hair that is shoulder length or below should be tied up for school.

*Live, Learn, Love*



# PE UNIFORM

<b>Indoor Uniform</b>	<b>Outdoor Uniform</b>
Red shorts White, round neck t-shirt Plimsolls / Trainers	Grey jogging bottoms White, round neck t-shirt Grey hoodie with school logo

Children should not wear any jewellery when taking part in PE – this includes earrings.

Children who do not have the correct kit will be unable to participate fully in the lesson.

# E-SAFETY

The image shows a Prezi presentation slide titled "E-safety Awareness for Parents" (Primary 2019-20). The central focus is a large blue bracketed box containing the text "E-safety Awareness for Parents" and "Primary 2019-20". To the right of this central box is a smaller blue bracketed box containing the text "Talk, Talk, Talk". A silhouette of a person's hand is shown pointing towards the central text. The slide is surrounded by various smaller images and text boxes, including social media icons (Facebook, YouTube, Instagram, Twitter, LinkedIn), a "What's new in this" section, and several informational text boxes. The overall layout is a Prezi-style zoomable presentation.

[https://prezi.com/zkiu4f5z-dh1/primary-esafety-parents-awareness/?utm\\_campaign=share&utm\\_medium=copy](https://prezi.com/zkiu4f5z-dh1/primary-esafety-parents-awareness/?utm_campaign=share&utm_medium=copy)